




PODOCARPUS MACROPHYLLUS


Yew Pine

 Low to moderate water

 Full to part shade

 Deer resistant

 Rabbit resistant

 Native to Japan, Southern China

Why we love it...

The very upright, columnar tree known as the Yew Pine has lustrous green foliage, reminiscent of pine or true yew trees. It tends to be slow growing, which makes it a great choice for easy hedging or pruning into round and square shapes. Feeding young trees with a balanced fertilizer can help to encourage faster growth, if desired.

Part to full shade is ideal for this Japan-native and it does beautifully in dark, narrow spaces. Yew Pine's dense foliage makes the perfect privacy screen in a well-shaded area. The flowers are inconspicuous in the spring; in fall on male trees, you'll find small, edible purple cones, and on female trees, you'll find small, attractive and dark, but inedible fruit.



Lydia says: The Yew Pine is tolerant of many soil types, but performs best in one that is well draining and not super alkaline.

Evergreen Shrub:

Podocarpus macrophyllus

Size (H x W): 20-30 feet x 12-15 feet

Blooms: Inconspicuous white/yellow in spring

Exposure: Full to part shade

Hardiness Zone: 15° F, USDA Zone 8

Water: Low to moderate

Pruning: Late winter or early spring

Growth Rate: Slow to moderate



Civano Nursery
5301 S. Houghton Rd
Tucson Arizona 85747
www.civanonursery.com

